



DEPARTMENT OF ECONOMIC AND SOCIAL AFFAIRS

Commission on Sustainable Development
acting as the preparatory committee for the
World Summit on Sustainable Development
Second preparatory session
28 January—8 February 2002

SECOND LOCAL AGENDA 21 SURVEY

Background Paper No. 15

SUBMITTED BY THE
INTERNATIONAL COUNCIL FOR
LOCAL ENVIRONMENTAL INITIATIVES

TABLE OF CONTENTS

Executive Summary	3
1. Introduction.....	4
2. Methodology	5
<i>Response Rate and Verification Process</i>	6
3. Survey Findings and Analysis.....	8
<i>The Role of the National Campaign</i>	11
<i>How Far Along are Local Agenda 21 Processes?</i>	13
<i>What is the focus of Local Agenda 21 Processes?</i>	16
<i>What has been Achieved Through Local Agenda 21?</i>	17
<i>What are the Obstacles to Local Agenda 21 Implementation?</i>	19
<i>Where are Local Agenda 21 Processes going in the Future?</i>	21
4. Local Agenda 12 in Practice: Experiences from Around the World.....	22
5. Recommendations and Conclusion	24
Local Agenda 21 Regional Resources	28
References.....	29
Annex 1—Survey of Local Authority Associations	
Annex 2—Survey of Local Authorities	

ACKNOWLEDGMENTS

This survey was undertaken by the International Council for Local Environmental Initiatives (ICLEI) with the support of the UN Secretariat for the World Summit on Sustainable Development and in collaboration with the UN Development Programme Capacity 21. ICLEI would also like to acknowledge the Japan Fund for Global Environment of the Japan Environment Corporation whose support allowed us to translate and undertake the survey in Japan, China, and Korea. The Korean Council for Local Agenda 21, the Administrative Centre for China's Agenda 21, and the Shenyang Municipal Government also assisted with the translation and collection of the survey results. ICLEI would also like to thank Managing the Environment Locally in Sub Saharan Africa (MELISSA) for translating the survey into French and Environs Australia for their assistance in the verification process. The Centre for Environment and Development for the Arab Region and Europe (CEDARE) was also supportive during survey distribution and verification. ICLEI would especially like to thank all of the local authorities and local government associations who took the time to complete the survey of Local Agenda 21.

Finally, we would like to recognize the contributions of a worldwide team, in particular Sheila Henry and Mary Patten for their early work on the survey, and Karen Alebon, Jonah Engle, Sonja Klinsky and Judy Walker who coordinated the survey, compiled and analyzed the results, and authored the report.

EXECUTIVE SUMMARY

In 1992, world leaders at the UN Conference on Environment and Development adopted *Agenda 21*, the global plan of action for sustainable development. *Agenda 21* included a call to local governments to develop their own 'local Agenda 21' outlining local priorities. The 2002 World Summit on Sustainable Development will evaluate the obstacles to progress and results achieved since 1992 while focusing on new commitments and specific actions to achieve sustainable development.

From November 2000 to December 2001, the International Council for Local Environmental Initiatives undertook a second global survey of Local Agenda 21 processes with the UN Secretariat for the World Summit on Sustainable Development and in collaboration with the UN Development Programme Capacity 21. The purpose of this survey was to evaluate the progress made in the implementation of Local Agendas 21, to explore the constraints faced by local authorities, and to document the support needed for these processes to grow worldwide. Local authorities and local authority associations completed separate surveys. Local governments submitted 633 surveys and associations completed 146 surveys, representing 113 countries in total. This report presents and analyzes the results from this survey.

Some key findings include the following points:

- 6,416 local authorities in 113 countries have either made a formal commitment to Local Agenda 21 or are actively undertaking the process.
- National campaigns are underway in 18 countries accounting for 2,640 processes.
- Formal stakeholder groups exist in 73% of municipalities with Local Agenda 21 processes.
- In 59% of responding municipalities the Local Agenda 21 process has been integrated into the municipal system.
- Water resource management is the common priority issue for municipalities in all world regions and regardless of economic situation.
- Local authorities in all regions and regardless of economic situation list lack of both financial support and national government political commitment as key obstacles to greater success.

Survey analysis indicates that the number of Local Agenda 21 processes has increased dramatically in all regions of the world. Local governments are leading the majority of these processes and it is essential that the realities of their experiences are taken into consideration by national governments and international programs providing support. Effective monitoring and evaluation processes responsive to local needs will encourage a focus on action and results. The survey demonstrates that national support, as evidenced by national campaigns, greatly assists the proliferation of Local Agendas 21. There is a need to increase this support and collaboration worldwide, although particularly in middle and lower income countries. In addition to national Local Agenda 21 campaigns, national policies that strengthen local governments' abilities to pursue sustainable development are essential.

1. INTRODUCTION

Since the 1992 UN Conference on Environment and Development (UNCED), known as the Earth Summit, there has been increasing awareness of the fundamental importance of local governments and their communities in responding to the sustainable development agenda. The role of local authorities was recognized at the Earth summit in Chapter 28 of *Agenda 21*:

Because so many of the problems and solutions being addressed by Agenda 21 have their roots in local activities, the participation and cooperation of local authorities will be a determining factor in fulfilling its objectives. Local authorities construct, operate and maintain economic, social and environmental infrastructure, oversee planning processes, establish local environmental policies and regulations, and assist in implementing national and subnational environmental policies. As the level of governance closest to the people, they play a vital role in educating, mobilizing and responding to the public to promote sustainable development (Chapter 28, Agenda 21, 1992).

The Habitat Agenda, resulting from the second UN Conference on Human Settlements in 1996 (Habitat II), subsequently encouraged “the involvement of all interested parties at the local level in the formulation of agreements and local measures, programs and actions necessary to implement and monitor the Habitat Agenda, including *inter alia* Local Agenda 21 processes.” The ways in which human settlements behave and grow determine not only their own degree of health and sustainability, but also that of the larger global community.

In 2002, the UN will hold the World Summit on Sustainable Development (Johannesburg Summit) to measure global progress on *Agenda 21* and to encourage new commitments and specific actions to achieve sustainable development. The International Council for Local Environmental Initiatives (ICLEI) is facilitating the Local Government Preparatory Process for the Johannesburg Summit with the support of numerous local government partner organizations. This process has included regional and international consultations and experts’ meetings as well as the preparation of a dialogue paper¹ submitted to the Johannesburg Summit Secretariat. As part of this review, ICLEI, with the support of the UN Secretariat for the Johannesburg Summit and in collaboration with Capacity 21 (UN Development Programme), conducted an international survey of Local Agenda 21. This survey is a follow-up to the 1997 *Local Agenda 21 Survey: A Study of Responses by Local Authorities and their National and International Associations to Agenda 21*, conducted by ICLEI and the UN Department for Policy Coordination and Sustainable Development (DPCSD).

The current survey documents the extent to which local authorities have responded to *Agenda 21*, identifies the challenges local authorities face and indicates the support they require to further implement sustainable development. The survey results show that since 1992, thousands of metropolises, cities, towns, and counties have been working with their communities to generate action plans, implement sustainable development activities, and measure their progress in addressing the environmental, social, and economic needs of their communities. To further this progress, it is critical that the important work of local authorities and their associations be recognized and supported so they can participate more fully in the global effort to implement sustainable development.

¹ *Dialogue Paper by Local Authorities – Accelerating Sustainable Development: Local Action Moves the World* (www.iclei.org/johannesburg2002/final_lgdp.pdf).

2. METHODOLOGY

In order to assess the status of Local Agenda 21 globally, two separate surveys were prepared and distributed. The surveys were written through an international consultative process to ensure that questions were regionally relevant. Survey distribution and collection began in November 2000 and was completed in December 2001.

The *Local Agenda 21 Survey of Local Authority Associations/Institutions* (herein referred to as the association survey—see Annex 1) contained 15 questions and was directed to regional, national, and international institutions, including national governments and national municipal associations. Its primary purpose was to collect quantitative data on the extent of Local Agenda 21 initiatives on a country-by-country basis. The survey was initially distributed to 327 association contacts around the world. The association survey was also sent to the National Councils for Sustainable Development, the members of the UN Development Programme Environment and Resource Group, and hundreds of additional local government association contacts identified throughout the process.

The *Local Agenda 21 Survey of Local Authorities* (herein referred to as the local authority survey—see Annex 2) contained 26 questions and was directed to local councils and authorities. Its purpose was to gather in-depth qualitative information about Local Agenda 21 processes. It was initially distributed to 2,000 local authority contacts worldwide. Additional distribution was conducted by ICLEI's regional offices and through the regional local government consultative meetings leading up to the Johannesburg Summit. Many other local government associations and organizations also assisted by distributing the survey to their members or posting it on the Internet.

Both surveys were made available in hard copy, electronic PDF format, and on-line at ICLEI's website (www.iclei.org/johannesburg2002). The surveys, prepared in English, were translated into Spanish, Portuguese, Chinese, Japanese, French, and Korean. ICLEI's Japan Office, with the support of the Japan Fund for Global Environment of the Japan Environment Corporation, undertook the survey in Japan, Korea and China.

Completed surveys were received by mail, fax, and through the on-line survey. The primary benefit of the on-line survey was that associations and local authorities worldwide could quickly and easily have their experiences counted. One of the limitations of using this methodology is that while the survey can provide a broad overview of the state of Local Agenda 21 worldwide, it does not allow for a clear sample size to be determined. Therefore, the results cannot be analyzed within a strict statistical framework. Results have been carefully compiled and examined within these limitations. Many results have been analyzed within economically comparable groups and by the presence or absence of a national campaign. As in the 1997 survey, countries have been broken into three GNP (Gross National Product) categories according to World Bank classification²—US\$0-755, US\$756-9265, and US\$9266 and above. These groups will be referred to throughout the text as low, middle and high GNP categories respectively. It should be

² Country GNP are based on World Bank figures from 2001.

noted that the second category has the greatest variation, including municipalities in Korea, Central and Eastern Europe, and countries from almost every other region.

In order to present the analysis of the survey findings in a cohesive manner, results are presented thematically. The survey questions related to each theme are identified at the beginning of each section and are subsequently referred to throughout the text. Annex 1 and 2 contain full copies of the original surveys for further reference.³

Response Rate and Verification Process

For the purposes of this assessment, Local Agenda 21 was defined as:

a participatory, multistakeholder process to achieve the goals of *Agenda 21* at the local level through the preparation and implementation of a long-term, strategic plan that addresses priority local sustainable development concerns.

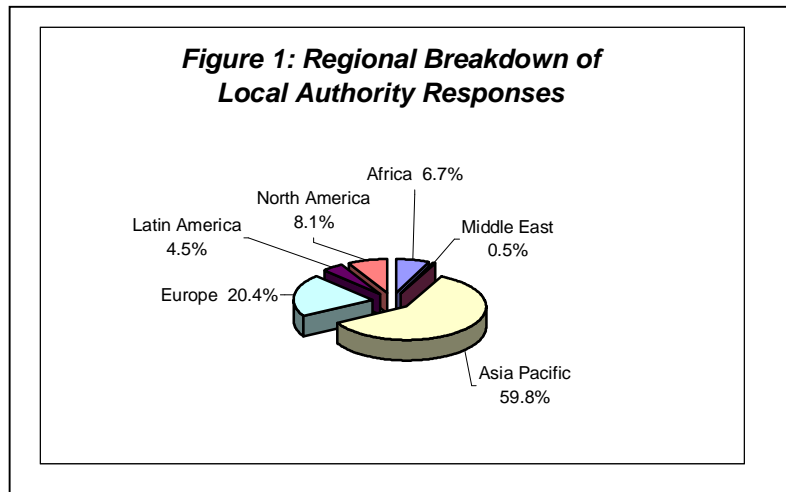
This definition was further expanded to provide several essential criteria. As in the 1997 survey both local authorities and local authority associations were asked to use the following criteria to identify local authorities undertaking Local Agenda 21 processes:

- **multisectoral engagement** in the planning process through a local stakeholder group which serves as the coordination and policy body for moving toward long-term sustainable development;
- **consultation with community partners** such as community groups, non-governmental organizations, businesses, churches, government agencies, professional groups, and unions in order to create a shared vision and to identify proposals for action;
- **participatory assessment** of local social, environmental, and economic needs;
- **participatory target setting** through negotiations among key stakeholders or community partners in order to achieve the vision and goals set out in a community action plan;
- **monitoring and reporting** procedures, such as local indicators, to track progress and to allow participants to hold each other accountable to a community action plan.

³ Full answers to all questions are available on the ICLEI website (www.iclei.org).

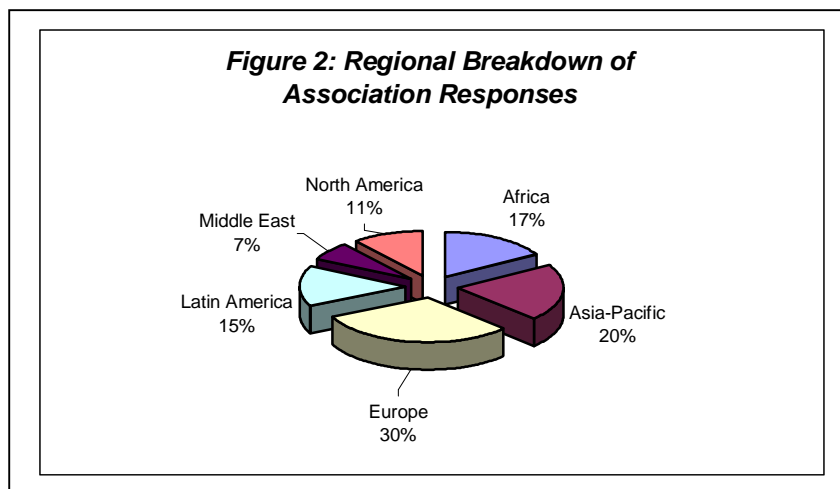
Local Authority Survey

In total 633 local authorities from 65 countries submitted surveys. Of these, 89% met the above criteria and have therefore been included in the survey findings. The greatest number of local authority survey responses came from the Asia-Pacific region with Japan and the Republic of Korea having the highest representation.



Local Authority Associations Survey

Altogether 146 associations representing 105 countries responded to the association survey. Of these 92% indicated that they are involved in promoting Local Agenda 21 in some way. Associations were asked to identify municipalities they knew were involved in implementing Local Agenda 21 processes. The majority of the Local Agenda 21 processes recorded in this study were identified through the survey of associations. Surveys received by associations were individually verified using a variety of methods including direct interviews with respondents, comparison with other existing reports, and discussions with experts in particular countries and regions.



Respondents to the survey of associations were also asked to indicate the criteria they used to define Local Agenda 21 to ensure that their definition was similar to the one used in this survey

(Figure 3). In order for the municipalities identified to be included in the survey results, it was necessary for the association to use the following criteria to define Local Agenda 21.

Figure 3: Criteria used to define Local Agenda 21 or Similar Sustainable Development Process (association survey question 6).

<i>Criteria</i>
it must include a participatory process with local citizens
it must include a consensus on a vision for a sustainable future
it must address economic, social, and ecological needs together
it must establish a roundtable, stakeholder group, forum, or equivalent multisectoral community group to oversee the process
it must prepare an action plan
it must prepare an action plan with concrete long-term targets
it must establish indicators to monitor progress
it must establish a monitoring and reporting framework

The association survey also attempted to identify the number of municipalities actively engaged in Local Agenda 21. In order to be considered “active” for the purposes of this study, municipalities must have moved beyond making a formal commitment to Local Agenda 21. For instance, they may have begun a consultative process with citizens or started preparing an action plan. The information was gathered through associations related to the level of activity and should be considered an estimate. This survey analysis errs on the conservative side and may not have counted some active municipalities, as information of this type was difficult to attain and to verify.

3. SURVEY FINDINGS AND ANALYSIS

This study revealed that as of December 2001, 6,416 local governments in 113 countries were involved in Local Agenda 21 (LA21) activities. Of these, 44% of municipalities were actively undertaking Local Agenda 21 programs while the remaining were committed to the process but may not have moved beyond this stage. This is a significant increase since 1997, when the survey reported 1,812 Local Agenda 21 processes in 64 countries. Figure 4 summarizes the processes accepted for the purposes of this study. These results were compiled from both surveys, although the majority of processes (5,853) were identified through the survey of associations.

The survey results clearly demonstrate that Local Agenda 21 processes have been expanding worldwide. Since the 1997 survey, processes were identified in 49 additional countries. There are however differences in the level of implementation under different conditions including economic and regional variations. Developed countries have more than three times the number of Local Agenda 21s compared to 1997. Major strides are also being made in the lower GNP categories. In the mid-range GNP category, the total number of Local Agendas 21 has jumped from only 118 to 833. Regionally however, the greatest participation is evidenced in Europe where 5,292 municipalities have committed to the process. These results show dramatic growth of Local Agenda 21 processes in the past five years.

Figure 4, which organizes Local Agenda 21 activity by GNP, shows the number of municipalities engaged in this process in each country and by world region. In reviewing the numbers, it must be recognized that there are great variations in the size and number of municipalities in each country. For example, in Germany, where there is no official national campaign, Local Agenda 21 activities are supported and carefully tracked by local government associations, which report that over 2,000 local councils have passed resolutions of intent to undertake a Local Agenda 21 process. These 2,000 local governments represent 12% of Germany's total number of municipalities. In contrast, Sweden has a strong national campaign and though the total number of Local Agenda 21 processes underway is only 289, this represents almost 100% of Swedish local authorities.

Figure 4. Results of Local Agenda 21 Survey by GNP.

REGION	Low GNP (US\$0-755)	# of LA21s	Mid GNP (US\$756-9265)	# of LA21s	High GNP (US\$9,266+)	# of LA21s
AFRICA	Benin	1	Algeria	3		
	Burundi	2	Egypt	7		
	Cameroon	1	Gabon	1		
	Congo, Dem. Rep.	2	Libya	2		
	Ghana	3	Morocco	5		
	Kenya	11	Namibia	5		
	Madagascar	5	South Africa	20		
	Mali	2	Tunisia	1		
	Malawi	4				
	Mauritania	1				
	Mozambique	2				
	Nigeria	5				
	Rwanda	1				
	Senegal	3				
	Sudan	1				
	Tanzania	13				
	Togo	2				
	Uganda	5				
	Zambia	4				
	Zimbabwe	39				
		<i>20 Countries</i>	<i>107</i>	<i>8 Countries</i>	<i>44</i>	
<i>151 Local Agendas 21 in 28 Countries</i>						
ASIA PACIFIC	Bangladesh	2	P.R. China	25	Australia	176
	India	14	Korea, Rep.	172	Japan	110
	Indonesia	8	Malaysia	9	New Zealand	37
	Mongolia	22	Philippines	28	Singapore	1
	Nepal	4	Sri Lanka	24		
	Pakistan	1	Thailand	21		
	Vietnam	20				
		<i>7 Countries</i>	<i>71</i>	<i>6 Countries</i>	<i>279</i>	<i>4 Countries</i>
<i>674 Local Agendas 21 in 17 Countries</i>						
EUROPE			Albania	7	Austria	64
			Bosnia & Herzegovina	1	Belgium	106
			Bulgaria	22	Denmark	216
			Croatia	20	Finland	303
			Cyprus	1	France	69
			Czech Republic	42	Germany	2,042

REGION	Low GNP (US\$0-755)	# of LA21s	Mid GNP (US\$756-9265)	# of LA21s	High GNP (US\$9,266+)	# of LA21s
EUROPE <i>Continued</i>			Estonia	29	Greece	39
			Hungary	9	Iceland	37
			Latvia	5	Ireland	29
			Lithuania	14	Italy	429
		Montenegro	2	Luxembourg	69	
		Poland	70	Netherlands	100	
		Romania	12	Norway	283	
		Russia	29	Portugal	27	
		Slovak Republic	30	Spain	359	
		Slovenia	3	Sweden	289	
		Ukraine	9	Switzerland	83	
		Yugoslavia	18	United Kingdom	425	
			<i>18 Countries</i>	<i>323</i>	<i>18 Countries</i>	<i>4969</i>
<i>5,292 Local Agendas 21 in 36 Countries</i>						
LATIN AMERICA	Nicaragua	5	Argentina	1		
			Bolivia	1		
			Brazil	36		
			Chile	15		
			Colombia	6		
			Costa Rica	4		
			Cuba	2		
			Dominica	1		
			Ecuador	13		
			Guyana	1		
			Honduras	6		
			Jamaica	5		
			Mexico	2		
			Peru	17		
		Trinidad & Tobago	1			
		Venezuela	3			
	<i>1 Country</i>	<i>5</i>	<i>16 Countries</i>	<i>114</i>		
<i>119 Local Agendas 21 in 17 Countries</i>						
MIDDLE EAST			Iran	2	Bahrain	1
			Jordan	4	Israel	3
			Lebanon	6	Kuwait	1
			Oman	1	Qatar	1
			Saudi Arabia	4		
			Syria	2		
			Turkey	50		
			United Arab Emirates	2		
			Yemen	2		
			<i>9 Countries</i>	<i>73</i>	<i>4 Countries</i>	<i>6</i>
<i>79 Local Agendas 21 in 13 Countries</i>						
NORTH AMERICA					Canada	14
					USA	87
					<i>2 Countries</i>	<i>101</i>
<i>101 Local Agenda 21s in 2 Countries</i>						
SUBTOTAL	28 Countries	183	57 Countries	833	28 Countries	5,400
TOTAL	6,416 Worldwide in 113 Countries					

The Role of the National Campaign

As was identified in the 1997 survey, the presence of a national campaign directed at Local Agenda 21 has critical implications for the spread of such processes. National campaigns promoting Local Agenda 21 processes can be found in 18 countries that together account for 41% of the global total (2,640 of 6,416 —See Figure 5). In order for a given campaign to be considered a "national Local Agenda 21 campaign" for the purpose of this study it had to fulfil the following criteria:

- it may be run either by national government or by some other body but it must be national in scope, reaching out to all local governments;
- it must provide support consisting of either direct financial support or resources such as publications, workshops, information sharing, and it may include changes to national policy;
- it must be strongly linked to the definition of Local Agenda 21, including the need for public participation, multistakeholder groups and the consideration of social, environmental, and economic needs together.

Figure 5: Results of Local Agenda 21 Survey in the Presence of National Campaigns.

<i>Region</i>	<i>No National Campaign Present</i>		<i>National Campaign</i>				
AFRICA	Algeria	3	Mozambique	2	South Africa	20	
	Benin	1	Libya	2			
	Burundi	2	Namibia	5			
	Cameroon	1	Nigeria	5			
	Congo , Dem.Rep.	2	Rwanda	1			
	Egypt	7	Senegal	3			
	Gabon	1	Sudan	1			
	Ghana	3	Tanzania	13			
	Kenya	11	Togo	2			
	Madagascar	5	Tunisia	1			
	Mali	2	Uganda	5			
	Malawi	4	Zambia	4			
	Mauritania	1	Zimbabwe	39			
	Morocco	5					
		<i>Subtotal—131 LA21s</i>		<i>Subtotal—20 LA21s</i>			
	ASIA	Bangladesh	2	Pakistan	1	Australia	176
	PACIFIC	India	14	Philippines	28	P. R. China	25
Indonesia		8	Singapore	1	Japan	110	
Malaysia		9	Thailand	21	Korea, Rep.	172	
Nepal		4	Vietnam	20	Mongolia	22	
New Zealand		37			Sri Lanka	24	
		<i>Subtotal—145</i>		<i>Subtotal—529</i>			
EUROPE	Albania	7	Lithuania	14	Denmark	216	
	Austria	64	Luxembourg	69	Finland	303	
	Belgium	106	Montenegro	2	Iceland	37	
	Bosnia & Herzegovina	1	Netherlands	100	Ireland	29	
	Bulgaria	22	Poland	70	Italy	429	
	Croatia	20	Portugal	27	Norway	283	
	Cyprus	1	Romania	12	Sweden	289	
	Czech Republic	42	Russia	29	United Kingdom	425	
	Estonia	29	Slovak Republic	30			
	France	69	Slovenia	3			

<i>Region</i>	<i>No National Campaign Present</i>		<i>National Campaign</i>			
EUROPE <i>Continued</i>	Germany	2,042	Spain	359		
	Greece	39	Switzerland	83		
	Hungary	9	Ukraine	9		
	Latvia	5	Yugoslavia	18		
	<i>Subtotal—3,281 LA21s</i>		<i>Subtotal—2,011 LA21s</i>			
LATIN AMERICA	Argentina	1	Guyana	1	Ecuador	13
	Bolivia	1	Honduras	6	Peru	17
	Brazil	36	Jamaica	5		
	Chile	15	Mexico	2		
	Colombia	6	Nicaragua	5		
	Costa Rica	4	Trinidad and Tobago	1		
	Cuba	2	Venezuela	3		
	Dominica	1				
	<i>Subtotal—89 LA21s</i>		<i>Subtotal—30 LA21s</i>			
MIDDLE EAST	Bahrain	1	Oman	1	Turkey	50
	Iran	2	Qatar	1		
	Israel	3	Syria	2		
	Jordan	4	Saudi Arabia	4		
	Kuwait	1	United Arab Emirates	2		
	Lebanon	6	Yemen	2		
	<i>Subtotal—29 LA21s</i>		<i>Subtotal—50 LA21s</i>			
NORTH AMERICA	Canada	14	USA	87		
	<i>Subtotal—101 LA21s</i>					
SUBTOTAL	No National Campaign—3,776			National Campaign—2,640		
TOTAL	6,416 LA21s Worldwide in 113 Countries					

National campaigns are most common in Europe and in the Asia-Pacific region (Figure 6). In Europe, eight countries with national campaigns account for 2,011 processes. The Asia-Pacific region has six countries with active national campaigns. The number of Local Agenda 21 processes in these countries has increased from 89 in 1997, to 529 in 2001.

Figure 6: Summary of Local Agenda 21 Processes in Countries with National Campaigns.

	<i>Africa</i>	<i>Asia-Pacific</i>	<i>Europe</i>	<i>Latin America</i>	<i>Middle East</i>	<i>North America</i>	<i>TOTAL</i>
<i>Number of Countries with National Campaigns</i>	1	6	8	2	1	0	18
<i>Number of Local Agenda 21 Processes</i>	20	529	2,011	30	50	0	2,640

The presence of a national campaign correlates directly with both high numbers of Local Agenda 21 processes in a country and the degree of activity of such processes. Based on the association survey results, countries with national campaigns are 35% more likely to have “active” processes suggesting that these campaigns encourage municipalities to move beyond commitment. This is not to say that Local Agenda 21 processes undertaken in the absence of a national campaign are less active. This survey indicated that there are few differences in the Local Agenda 21 process of active municipalities in countries with national campaigns and in those without such campaigns. For example, the presence of a national campaign did not influence the degree of

stakeholder involvement, the obstacles faced, or the achievements made by municipalities actively involved in Local Agenda 21 (local authority questions 10, 14, 20, 21).

How Far Along are Local Agenda 21 Processes?

Progress of Local Agenda 21 processes can be assessed based on a number of factors, including the degree to which action plans, sustainable development policy and monitoring are underway, as well as the degree to which stakeholders are involved as formal partners in the process. Responses to the following local authority survey questions allow for analysis of the maturing of Local Agenda 21 processes.

Local Authority Survey Questions:

4. Has your Council adopted or prepared a vision statement, or commitment to sustainable development?
5. Has your Council adopted or prepared a local action plan referring to sustainable development?
6. Has your Council adopted or prepared an environmental/sustainable development policy?
7. Has your Council adopted or prepared a state of the environment or monitoring report?
10. What role does the stakeholder (multi-sectoral partnership) group play in the LA21 or SD process?
11. What role does the local authority play in the LA21 or SD process?
12. What participation methods have been used to engage the public in the Local Agenda 21 or sustainable development process?
13. Identify formal partners in the LA21 or SD process by sector and indicate the support they are providing to the process.

A typical Local Agenda 21 framework progresses from partnerships and stakeholder identification, through visioning, community-based issue analysis, action planning, implementation and monitoring (Figure 7).⁴

Figure 7: Stages of Local Agenda 21 Process (questions 4-7).

<i>LA21 Municipal Planning Documents</i>	<i>Vision Statement</i>	<i>Local Action Plan</i>	<i>Sustainable Development Policy</i>	<i>Monitoring Report</i>
Municipalities completing document	52%	61%	39%	34%
Average Year Adopted	1999	1999	1998	1999
Documents developed with stakeholder participation	83%	89%	77%	63%
Level of Community Participation ⁵	Medium	Medium	Medium	High
Documents using Indicators	52%	55%	51%	70%
Average Document Time Frame ⁶	4 years	4 years	2 years	1 year

⁴ The Local Agenda 21 Framework is further discussed in the Local Agenda 21 Planning Guide (ICLEI. 1996. *Local Agenda 21 Planning Guide*). The following definitions are used in this document: **Action Plan**: a document that outlines the path of community action. Specific goals, targets, action strategies and commitments will be included. **Visioning**: a process of evaluating present conditions, identifying problem areas, and bringing about a community wide consensus on how to overcome existing problems and manage change. **Indicators**: factors that indicate whether or not a target is being met and that can be used as a performance measure.

⁵ Based on ranking participation from 1 to 5.

⁶ The average number of years for which the vision statement, local action plan, sustainable development policy or monitoring report is valid.

As is shown in Figure 7, based on the documents completed, there is an overall pattern that demonstrates progress consistent with the order of the Local Agenda 21 framework. It is also evident that by the end of 2001 more than half of the Local Agenda 21 processes had moved into the action planning stage as 61% of the reporting local governments had undertaken a local action plan. In 1997, this figure was only 38% and represented many fewer local governments.

The survey indicates that there has been greatly increased movement from process to action in the five years since 1997.

Stakeholder Involvement

The degree to which local governments have completed action plans and sustainable development policies is one way to measure progress. However, this does not capture process issues such as the presence and strength of stakeholders. According to the survey results globally, stakeholder groups are involved at some level in 73% of the municipalities surveyed (27% have no stakeholder group). Local authorities generally control the process and the budget (Figure 8). When this is analyzed by GNP some differences emerge. In the low GNP category 86% of municipalities have formal stakeholder groups. In comparison, 72% of municipalities in countries with high GNP have stakeholder groups. However, while 73% of local authorities in the high GNP category manage the Local Agenda 21 process and budget, only 37% of local authorities in low-income countries play the same role. Stakeholder groups share in decision making to a much greater degree in Local Agenda 21 processes in the developing world.

Figure 8: Role of Stakeholder Group and Local Authority in Local Agenda 21 Process (questions 10 & 11).

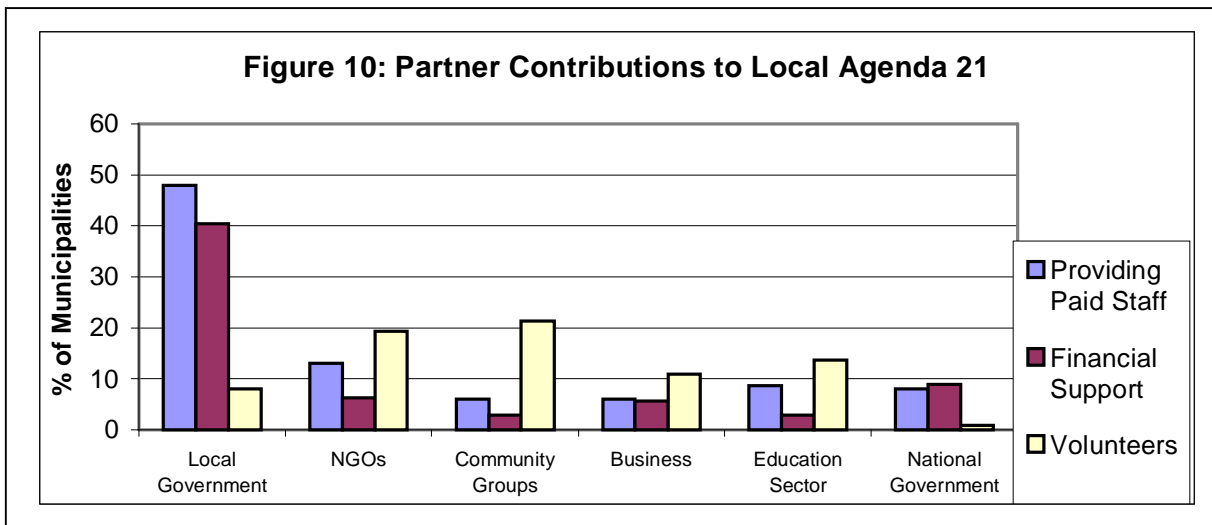
Role of Stakeholder Groups		Role of Local Authorities	
No formal stakeholder group exists at this time	27%	Local authority is not involved	1%
Stakeholder group provides input to the process	34%	Local authority provides input	9%
Stakeholder group is involved in decision making	21%	Local authority is involved in decision making	19%
Stakeholder group is responsible for Local Agenda 21 process but does not manage the (related) budget	10%	Local authority is responsible for Local Agenda 21 process but does not manage the (related) budget	11%
Stakeholder group is responsible for Local Agenda 21 process and manages the (related) budget	9%	Local authority is responsible for Local Agenda 21 process and manages the (related) budget	60%

The local authorities survey also explored the role of different groups in Local Agenda 21 processes and highlighted the contributions of local government, community-based groups, individuals, non-governmental organizations, and business and the private sector. Figure 9 identifies the sectors leading the Local Agenda 21 process on a global scale and those most commonly considered to be “formal partners” by municipalities.

Figure 9: Sectors Represented in Local Agenda 21 process (question 13).⁷

<i>Sector Leading Process</i>		<i>Formal Partners</i>	
Local Government	73%	Local Government	60%
Non-Governmental Organizations	19%	Individuals	57%
Community Groups	17%	Community Groups	46%
Individuals	11%	Non-Governmental Organizations	46%
National Government	10%	Business/Private Sector	42%

Figure 10 indicates the various ways that these partners contribute to Local Agenda 21 processes. Local governments in all GNP categories are leading the process and are also the primary contributors of paid staff and financial support. It should be noted that the role of international agencies is not represented in Figure 10 although they rank fourth in terms of sectors contributing financial support.



The survey found that local governments are using a variety of methods to reach out to their communities to improve public participation. The most common participation methods are community meetings and information sessions, questionnaires, community workshops, and working groups (question 12). The survey also suggests that certain groups are repeatedly excluded in these processes. The groups least commonly recognized as formal partners include ethnic minorities and trade unions. Stakeholder groups are involved in the majority of Local Agenda 21 processes worldwide. However, the survey results also point to the need to continually encourage explicit inclusion of particularly under-represented groups such as women, ethnic minorities, and youth

⁷ Respondents were allowed to select more than one option.

What is the Focus of Local Agenda 21 Processes?

The following questions sought to identify the priority issues being addressed through Local Agenda 21 processes worldwide.

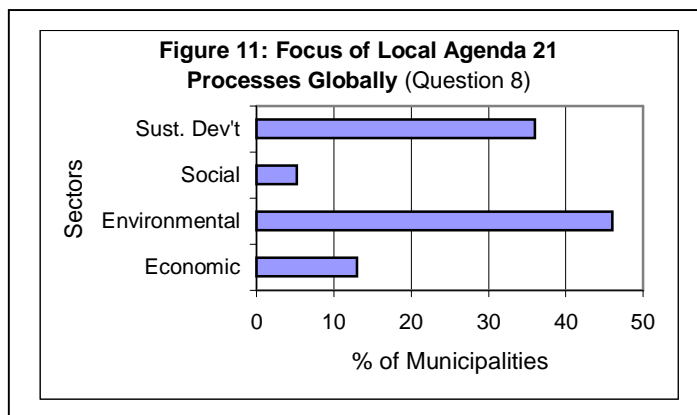
Local Authority Survey Questions:

8. Which...best describes the focus of your municipality's Local Agenda 21 or sustainable development process?

16. Which...issues have been identified as priorities in your Local Agenda 21 or sustainable development process for the next three to five years?

17. Based on your Local Agenda 21 or sustainable development process, in which...areas are activities underway?

In order to understand local priorities, respondents were asked to indicate the focus of their Local Agenda 21 planning process (Figure 11).



Survey results identify environmentally focused processes as most common with 46% of local governments using this approach. Those taking a more comprehensive "sustainable development" approach incorporating economic, social, and environmental needs equally were close behind at 36% (Figure 11). When the data is analyzed by GNP, it becomes apparent that much of this environmental interest is centered in developed countries where 51% of municipalities reported a focus on environmental protection. Certain countries in the middle GNP category, such as the Republic of Korea, are also heavily involved in environmental planning. Only 17% of municipalities in developing countries are focussed on environmental needs. Instead, 34% of local governments in developing countries claimed that economic development was the primary focus of their Local Agenda 21 planning process (while it was the focus of only 10% of municipalities in developed countries).

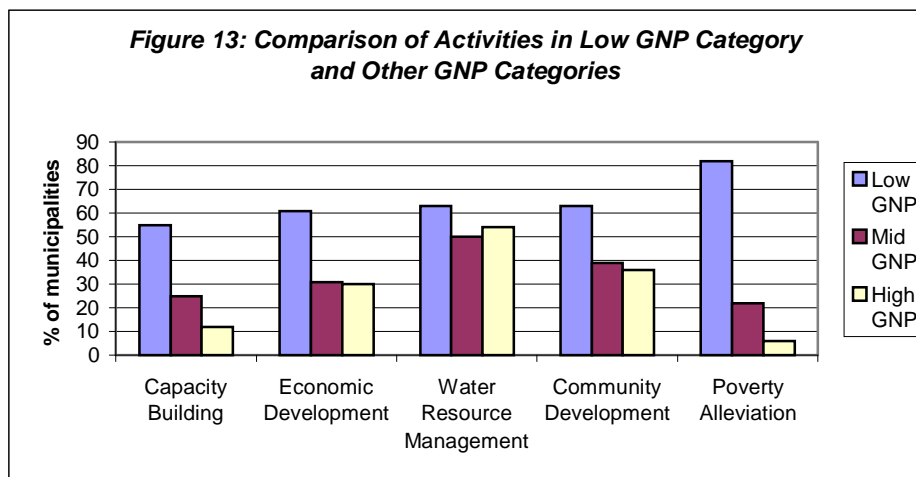
There is a strong correlation between a broad environmental focus and the activities municipalities are currently undertaking. Environmental issues feature prominently in terms of the activities that are currently underway globally and the issues that are priorities for the next three to five years (Figure 12).

Figure 12: Local Agenda 21 Activities Currently Underway and Priority Issues (questions 16

and 17)⁸.

Rank	Activities Currently Underway Globally	Priority Issues for the Next 3-5 Years Globally
1	Air Quality	Natural Resource Management
2	Water Resources Management	Air Quality
2	Energy Management	Water Resources Management
4	Transportation	Energy Management
5	Natural Resource Management	Transportation

As in the focus of Local Agenda 21 processes, the activities and priorities of countries in developed countries are different than those in developing countries. Figure 13 shows the top five areas in which activities are currently underway in developing countries. Local government in developing countries focus on economic development. This is supported by the emphasis these countries place on issues such as poverty alleviation and community development. It is also significant that while some issues such as poverty alleviation and capacity building show dramatic differences according to GNP, water resources management is the only issue that enjoys consensus across all economic divisions. Over 50% of municipalities in every economic group consider water resources management to be a prime concern. This is likely linked to the broad issues included in this category. Water resources management may refer to water quality, conservation, or availability—issues municipalities face all over the world.



What has Been Achieved Through Local Agenda 21?

Implementation of Local Agenda 21 has led to two broad categories of success in municipalities. The first is the recognition and integration of the principles of Local Agenda 21 into routine local authority governance processes (questions 18, 19, 20) while the second is the improvement to specific areas such as air quality or public awareness (question 21). The following questions explore these achievements.

Local Authority Survey Questions:

⁸ Respondents were allowed to select more than one option.

18. Is your Local Agenda 21 or sustainable process a: operating parallel to your municipal system? or b: integrated into your municipal system?
19. What approach has your municipality taken to integrate Local Agenda 21 or similar sustainable development processes throughout the municipal structure?
20. In which...areas has implementation of your Local Agenda 21 or sustainable development process led to positive changes within your municipality?
21. To what degree has implementation of your Local Agenda 21 or sustainable development process led to positive impacts...?
22. Please indicate the level of priority that is placed on sustainable development activities by your local authority.

Integration of Local Agenda 21

Respondents indicated that they place a high priority on sustainable development (question 22). Forty-seven percent of municipalities rated sustainable development as a high or very high priority. An additional 34% rated it medium. Municipalities are also taking steps to integrate Local Agenda 21 processes into their municipal systems. The majority of local authorities reported that they are attempting to integrate sustainable development processes into the governance structure of their municipality (Figure 14). Integration of these processes can be considered a mark of success.

Figure 14: Integration of Local Agenda 21 or Sustainable Development process (questions 18 and 19).

Process is:	
Operating parallel to municipal system	41%
Integrated into municipal system	59%
Those respondents indicating their Local Agenda 21 process was integrated into the municipal system took the following approaches to do so⁹:	
A process is in place to keep elected council members informed of the issues and initiatives.	71%
One or more staff have training in sustainable development planning	67%
A process is in place to keep all departments <i>involved</i> in the Local Agenda 21 or Sustainable Development issues and initiatives	55%
The process supports a city-wide project(s)	55%
A process is in place to keep all departments informed of the Local Agenda 21 or Sustainable Development issues or initiatives	54%

While municipalities recognize the importance of integration of Local Agenda 21 processes into their governance structure, the actual change has not yet occurred throughout the entire municipal system. This was found across all GNP and national campaign divisions as well.

Areas of Improvement

Although full integration of Local Agenda 21 may not be complete, there have been significant improvements in governing processes within the municipal structure. Figure 15 demonstrates the top areas of improvement according to GNP category.

Figure 15: Positive Changes within Municipality due to Local Agenda 21 Process (question 20).

⁹ Respondents were allowed to select more than one option.

GNP	Rank—1	Rank—2	Rank—3
Low	Public/private partnerships	Use of multistakeholder partnerships	Public consultation processes
Mid	Public/private partnerships	Use of multistakeholder partnerships	Policy work
High	Interdepartmental cooperation	Official plan preparation/implementation	Public consultation processes

There is a notable lack of agreement among GNP categories about which areas have experienced the greatest improvement. This could be a reflection of the local nature of Local Agenda 21. Each municipality has its own priorities and its own dynamics, which are addressed through its unique local participatory process. Additionally, this might reflect insufficient monitoring mechanisms to clearly identify progress or lack thereof.

Figure 16 addresses how Local Agenda 21 implementation has affected specific issue areas. The issues of water quality and supply and public awareness crosscut all GNP categories although there is greater difference in other areas. For municipalities in middle- and high-income countries waste reduction was also an area positively affected by Local Agenda 21. Municipalities in developing countries reported some progress in community empowerment and education systems while more municipalities in high-income countries reported progress in education.

The general trend emerging is that more concrete issues show higher levels of success than more abstract ones such as human rights, women’s issues, or poverty alleviation. The difficulty of measuring improvements in abstract areas might account for some of this. The positive impacts on each issue area were measured on a scale of small to large. There were few cases where implementation of Local Agenda 21 was recognized as having a large impact on a specific issue. This may also be a reflection of the fact that most Local Agenda 21 action plans measured here have begun in the last 10 years. Large impacts may only be visible when action plans have been in place for longer periods of time and where effective monitoring and evaluation mechanisms are in place.

Figure 16: Areas Where Local Agenda 21 Processes have had a Positive Impact (question 21).

GNP	Rank—1	Rank—2	Rank—3	Rank—4	Rank—5
Low	Water Supply	Public Awareness	Water Quality	Community Empowerment	Education Systems; Sanitation
Mid	City Beautification	Public Awareness	Water Supply	Water Quality	Waste Reduction
High	Education Systems	Waste Reduction	Public Awareness; Water Supply	Water Quality	Energy Conservation

What are the Obstacles to Local Agenda 21 Implementation?

Municipalities have made significant progress in their Local Agenda 21 processes but there are also barriers that have made this work more difficult. The following questions sought to identify these barriers.

Local Authority Survey Questions:

14. What major constraints are impeding the development or implementation of your Local Agenda 21 or sustainable development action plan?

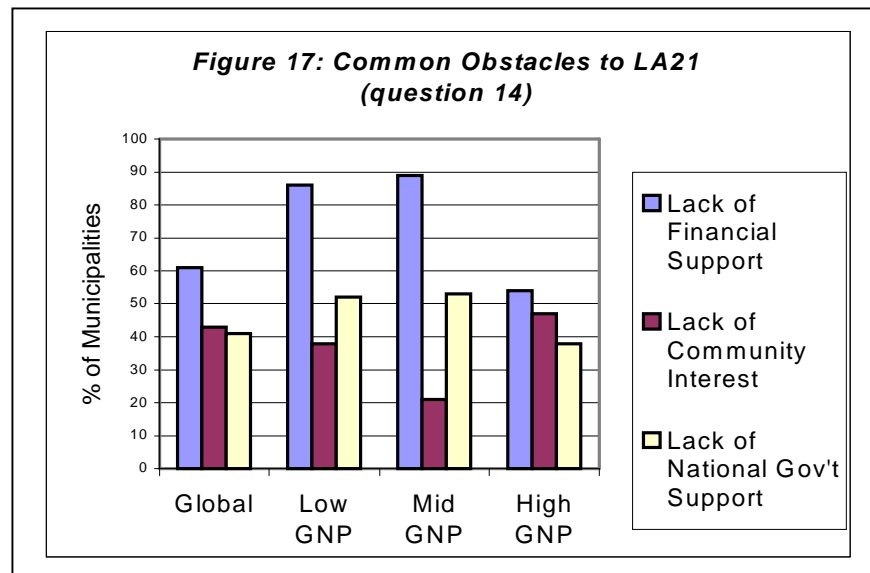
15. On a scale from very limited to very good, what are the possibilities for the local authority to enact policies and make decisions independent of other governments?

Local Association Survey Questions:

10. What do you consider the major obstacles to starting or implementing a Local Agenda 21 process for local authorities in your country?

There has been significant progress made towards achieving active Local Agenda 21 processes but municipalities are also facing a variety of obstacles. Insufficient financial support is the largest obstacle faced by cities implementing Local Agenda 21 regardless of GNP or of the presence of a national campaign (Figure 17¹⁰). Lack of support from national and federal governments is also commonly experienced. In developing countries, additional key obstacles include insufficient expertise and insufficient information. In addition to financial and national support, municipalities in countries in the middle GNP category experience difficulties generating community interest. The key obstacles in developed countries are a lack of financial support, community interest, and interdepartmental coordination, closely followed by national government support.

Associations completing the 2001 survey of local government associations also indicated that financial and national support, as well as the lack of adequate information and expertise, were major obstacles (local government association survey question 10).



While these questions addressed the direct obstacles faced by municipalities undertaking Local Agenda 21, respondents were also asked to indicate the policy areas in which they felt they had the ability to make positive changes independent of other levels of government.

Globally, municipalities did not feel that they had strong possibilities for effecting change in any

¹⁰ Respondents were allowed to choose more than one option.

policy sector area. This lack of empowerment is a fundamental obstacle to the effectiveness of Local Agenda 21 processes. Within this framework, a majority of municipalities in all GNP categories rated environmental policy as the sector in which they could enact the most change independently. Economic policy was the area over which they indicated having the least control. This perception could help explain the large emphasis on environmental planning in many municipalities.

Where are Local Agenda 21 Processes Going in the Future?

The following questions were asked to develop an understanding of how Local Agenda 21 processes might evolve in the future and what they need to develop.

Local Authority Questions:

23. In the future, financial resources put towards Local Agenda 21 activities are expected to: increase, stay the same or decrease?

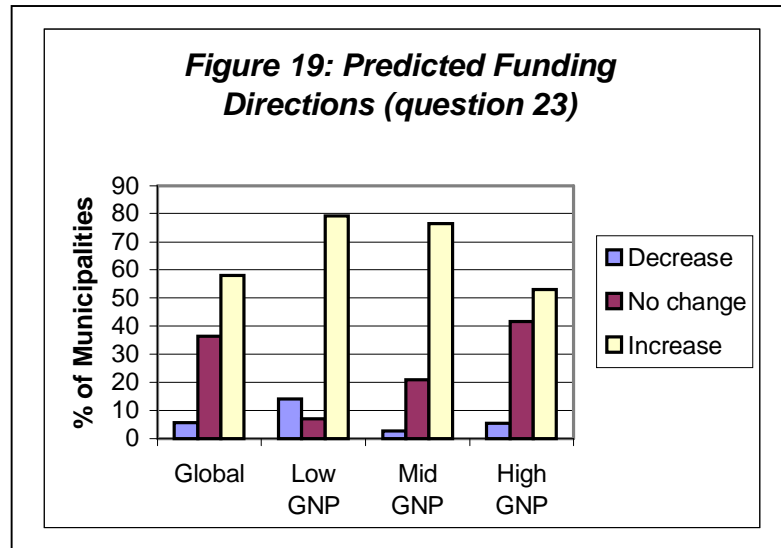
25. Rank the changes you would like made at the national level to help you achieve sustainable development at the local level.

Many of the obstacles identified by municipalities indicate the need for more federal and national financial and political support (see obstacles section). While local governments ultimately lead most Local Agenda 21 processes (see stakeholders section), it is evident from the obstacles identified that national governments also have a role to play. Figure 18 identifies the national actions that could be taken to aid future Local Agenda 21 processes. Lack of funding continues to be a key area of concern. It is also apparent that municipalities feel that direct national commitment to and support of Local Agenda 21 is essential to their success as are more general policies promoting sustainable development at the national level.

Figure 18: Changes Municipalities would like made at the National Level (question 25).

GNP	Rank—1	Rank—2	Rank—3
Low	National Commitment to Local Agenda 21	Allocation of Sufficient Funds	Delegation of Power to Local Authorities
Mid	Allocation of Sufficient Funds	National Political Support for Sustainable Development Policies	National Commitment to Local Agenda 21
High	Allocation of Sufficient Funds	Introduction of Tax Structure Rewarding Sustainable Practices	National Regulations Supporting Sustainable Products and Practices

Municipalities worldwide expect funding for Local Agenda 21 activities to increase but there are variations within this larger trend (Figure 19). The expectation in developed countries is that funding will stay the same or increase. In developing countries and in the middle GNP category municipalities strongly believe that funding will increase.



4. LOCAL AGENDA 21 IN PRACTICE—EXPERIENCES FROM AROUND THE WORLD

United Kingdom (UK)—The national UK Local Agenda 21 initiative was established in 1993 by a coalition of five local authority associations. The campaign set up a multistakeholder steering committee to adapt Local Agenda 21 principles to the UK context and to produce tools, manuals, and other documents to guide municipalities. In 1997, when Prime Minister Tony Blair officially expressed his goal to have all UK municipalities complete Local Agenda 21 plans, over 60% of municipalities had already done so. By December 2000, over 90% of municipalities had produced Local Agenda 21 documents (Local Government Association, 2000).

The year 2000 also marked a shift in Local Agenda 21 development as sustainable development was incorporated into other initiatives through the "Local Government Act 2000." This act requires all municipalities to complete "Community Plans" for the social, economic, and environmental well being of their area and also for sustainable development in the UK. The current challenge is to ensure that local authorities genuinely pursue sustainable development through their community plans and that they build on the work and the networks that have already been established.

Turkey—In 1997, the International Union of Local Authorities-Eastern Mediterranean and Middle East (IULA-EMME) initiated the "Promotion and Development of Local Agenda 21s in Turkey" project with the support of Capacity 21. The project sought to augment the capacity of local authorities to develop their local action plans based upon participation, involvement of local actors, establishment of local "partnerships," and decentralization of local decision-making process. The project was successfully completed in December 1999 and was selected to be the

most successful and far-reaching project amongst the Capacity 21-supported programs conducted in 50 countries.

Building on these achievements a continuation project was launched in January 2000. This project seeks to strengthen decentralized governance by ensuring that civil society is able to participate in decision making and influence local investment. The continuation project encompasses five main objectives: (i) increase the number of project partners to over 50; (ii) create a mechanism through which Local Agenda 21 processes can influence local decision making; (iii) ensure nation-wide public awareness and international visibility; (iv) ensure that Local Agenda 21 receives long-term sustained support and is able to expand to cover the whole country; and (v) ensure that Local Agenda 21 processes plays an enabling role within the reconstruction process of the Marmara Earthquake of 17 August 1999. Project partners from Turkey currently include 48 cities and 5 regional associations of local authorities (IULA-EMME, 2001)

Peru—The Cities for Life Forum serves as Peru’s National Local Agenda 21 Campaign and was started in 1996 as an offshoot of an urban environmental best practices project. The forum includes Peruvian municipalities, universities, non-governmental organizations, and private sector representatives. Even without central government support, the forum has grown from only 2 municipalities to 15 city-level Local Agenda 21 processes. In addition, the forum has improved the understanding of critical environmental problems facing vulnerable populations and the capacity to deal with them.

The Cities for Life Forum has continued to grow despite financial instability and weak local institutions. Key factors of success include favourable political will from municipal mayors, large-scale and permanent public participation, and successful concrete projects and action research studies. The increased partnership between civil society and local government has also been central to the forum’s success. In 2001, the new national government recognized the importance of this work and included Cities for Life in its Rio +10 Commission. This national support bodes well for the future of Local Agenda 21 in Peru (Miranda, L. and Hordijk, M., 1998)

Japan—Japan’s National Action Plan for Agenda 21 was adopted in 1993 and includes national financial and technical support for Local Agenda 21 processes across the country. Japan’s national campaign has resulted in a significant increase in the number of Local Agenda 21 processes. In 1996, only 26 local governments were pursuing Local Agenda 21 compared to the 110 involved by 2001. Even though Japan has over 3,000 local governments, these processes are present in most prefectures and large cities and cover the majority of the Japanese population.

One of the characteristics of Local Agenda 21 in Japan is the emphasis on municipal action plan preparation, with less emphasis on the integration of evaluation processes. This sometimes results in insufficient stakeholder involvement and in a lack of general interest in implementation and monitoring. However, over the past decade Japan has seen the empowerment of civil society organizations that are increasingly being seen as formal partners. Local governments are expected to facilitate their activities by providing information and financial support. Local Agenda 21 will continue to be explored as a methodology for local governance and sustainable development in Japan (ICLEI, 2001).

European Sustainable Cities and Towns Campaign—The European Sustainable Cities and Towns Campaign was started in 1994 in Aalborg, Denmark at the first European Sustainable Cities and Towns Conference. The result of this meeting was the Aalborg Charter, which outlines a commitment to pursue sustainable development at the local level through Local Agenda 21 and similar programs. The campaign is supported by an alliance of five organizations: the Council of European Municipalities and Regions (CEMR), Eurocities, the International Council for Local Environmental Initiatives (ICLEI), the United Towns Organization (UTO), and the World Health Organization’s Healthy Cities Project (WHO). These partners work to provide training, information and resources to the municipalities involved and to promote sustainable development to their members. The campaign is also promoted through the series of regional conferences that have been held to follow up from the first conference.

There are presently more than 1,300 European municipalities committed to sustainable development by signing the Aalborg charter and joining the Sustainable Cities and Towns Campaign. It is currently the largest regional campaign for local sustainable development and Local Agenda 21.

5. RECOMMENDATIONS AND CONCLUSION

The 2001 Local Agenda 21 Survey highlights a trend of continually increasing local commitment and action toward sustainable development in response to the international sustainability agenda. This growth has been led primarily by local governments with the involvement of their communities, but has also been supported by local government associations, national governments, international institutions, community-based groups, non-governmental organizations, and many other partners. Local Agendas 21 are progressing from agenda to action and are doing so with the engagement of the broader community.

By the end of 2001, 6,416 local governments in 113 countries worldwide had committed to the Local Agenda 21 process. Local authorities surveyed indicated that 61% of their processes had advanced to the action planning phase. Eighty-nine percent of these documents had been developed with stakeholder involvement. Overall, 73% of the reported Local Agendas 21 involved stakeholder groups as partners in the process.

The issues addressed and the patterns of instituting Local Agendas 21 worldwide reflect the diversity of the communities themselves. The areas in which Local Agenda 21 processes have had positive impacts include, among others, water supply, city beautification, education systems, public awareness of sustainability issues, waste reduction, community empowerment, sanitation, and energy conservation. Developing world activities are focused on economic development and programs currently underway address poverty alleviation and capacity building. However, the level of Local Agenda 21 activity varies greatly among different regions and economic categories, and municipalities in all GNP categories indicate a need for national policy environments that better support local sustainable development.

The survey results point to the following actions that should be taken to continue this powerful commitment at the local level and to further expand and enable appropriate, effective action. Many of these actions are consistent with the findings of the 1997 Local Agenda 21 Survey and have been proven important in greatly advancing the work in the five years between 1997 and 2001.

- **Design national and international investment and development assistance programs to address the different realities of individual local authorities.**

Despite the dramatic increase in Local Agenda 21 activities worldwide and the leadership commitment of local authorities and their associations to this process, the survey findings highlight two key obstacles to Local Agenda 21 implementation. Lack of both financial support and national government political commitment to broad-based sustainable development policies were recognized by local authorities worldwide as obstacles regardless of national GNP.

However, although they experience common obstacles, municipalities in different world regions and in different economic categories are often at different stages of the Local Agenda 21 process and are addressing very different priorities. While the global survey response indicates that Local Agenda 21 activities focus primarily on issues related to the environment and sustainable development, 34% of developing country municipalities identified economic development as the focus of their work. Developing world cities also exhibited a much higher rate of stakeholder involvement and leadership than those in other GNP categories.

To respond to these diverse conditions, effective national and international support programs must focus their investments on the needs, processes, and action plans that result from extensive consultation and community analysis at the local level. Increased national and international assistance that recognizes the effectiveness of local actions and responds to the differing circumstances and priorities of local governments will ultimately result in the greatest advances.

- **Support the development of locally relevant mechanisms to monitor and evaluate progress.**

The issue of monitoring and evaluation is relevant on several levels. Local governments need to assess their policies and actions regularly in order to re-orient their approach to improve results. National governments need to understand the degree to which local communities are responding to national priorities.

At the local level, municipalities have been advancing through their processes toward concrete action. To fully understand the impact of their work and to ensure the correct local and national policy response, effective monitoring and evaluation systems at both the local and national levels become essential. These same monitoring processes can provide a useful means of informing, educating, and involving stakeholders in the process on a long-term basis. However, because of the diverse priorities addressed by Local Agendas 21, the monitoring tools must relate to these individual circumstances.

While one-third of the reporting local authorities have undertaken some form of monitoring, the degree to which their programs are truly having an impact is difficult to measure without locally relevant evaluation methodologies combined with national monitoring of activity. At the global level, UN-Habitat has undertaken an ambitious monitoring of the Habitat Agenda through the Global Urban Observatory, which seeks to assess and monitor human settlements' conditions and trends. However, this methodology must still be refined to better address the local relevance of the issues being monitored. National associations of local government and national and international agencies monitoring progress should work together to provide a cohesive means of identifying and understanding the impacts of Local Agenda 21 activities.

- **Support the creation of national Local Agenda 21 Campaigns, especially in those countries in the lower and middle economic categories.**

The presence of national campaigns is strongly linked to an increased number of Local Agenda 21 processes and these processes are more likely to be designated as "active." National campaigns, endorsed and financially supported by the national government, have continued to propel the growth of Local Agenda 21 activities. Of the total 6,416 local governments committed to Local Agenda 21 processes worldwide, 2,682 of these processes exist in the 18 countries with national Local Agenda 21 campaigns. These same processes are likely to have moved beyond commitment to action and to have undertaken visioning processes, action planning, or monitoring programs.

The national campaign in Sweden for example, has resulted in nearly 100 percent of its municipalities being actively engaged in Local Agenda 21 processes. The advanced level of work in countries like Norway and the United Kingdom is linked to the presence of their national campaigns. In this regard, the results of the survey also highlight the importance of local government associations in promoting and carrying out national Local Agenda 21 programs. Local government associations, even in the absence of a national campaign, often play a strong coordinating role. However at present, strong national campaigns exist primarily in countries in the high GNP category. A full 86% of the Local Agenda 21 processes undertaken in countries with national campaigns are in this economic category.

Countries in the middle GNP category increased the numbers of Local Agenda 21 processes from 118 processes in 27 countries in 1997, to a total of 808 processes in 57 countries by the end of 2001. Of these, 321 were in the seven countries that had national campaigns. This income group, which is broadly spread throughout the world, represents enormous potential for the growth of Local Agenda 21 globally, especially if supportive national campaigns were to be put in place.

Developing countries within the low GNP category have the fewest municipalities involved in Local Agenda 21. Cities in these countries experienced fairly low levels of national government support and had the least number of national campaigns underway. However, despite low totals, the number of Local Agenda 21 processes have nearly tripled in the past five years and the nature of these processes indicate strong community commitment as evidenced by the higher than average levels of stakeholder involvement in decision-making processes. National

Campaigns could address the issues of both insufficient expertise and information identified as major obstacles by this GNP category.

While national campaigns are important for the motivation, distribution of information, and creation of networks of municipalities with similar interests and obstacles, these campaigns must be designed to be supportive financially and in terms of a policy environment that reinforces local initiatives.

- **Create national policies that strengthen local governments' ability to advance sustainable development.**

Results of the survey clearly identify local governments in all GNP categories as leading the Local Agenda 21 process and as the primary contributors of paid staff and financial support. However, local governments often do not have the constitutional and legislative authority or ability to raise resources necessary to address issues that directly impact upon their communities. Municipalities look to national governments for the creation of policy environments supportive of their work, including fiscal frameworks that do not undermine their abilities to most effectively respond to community priorities. In both developing and developed countries, taxation policy, perverse subsidies and local funding mechanisms must be re-evaluated. National policies that encourage local response and innovation will ultimately benefit from the success of such action.

Undertaking Local Agenda 21 is a significant commitment requiring political will, long-term funding, and ongoing staff support. It can be a challenge to engage the public throughout a long-term process and to maintain the energy within a municipality to make a process truly successful. Increased national political commitment to Local Agenda 21, supportive sustainable development policies, and partnerships between all spheres of government that create mutually reinforcing activities, ensure coherent policies, and have a long-term focus would greatly enhance local authorities' ability to advance national sustainable development agendas.

Conclusion

The dramatic growth of Local Agenda 21 processes in the past five years indicates the continued relevance of this participatory, multistakeholder planning process to address local issues of global concern. The success of these local initiatives is evidenced by the integration of Local Agenda 21 into municipal systems and improvement in specific issues areas such as air quality, water resources management and public participation. However, in the absence of consistent monitoring and evaluation mechanisms, assessing progress remains difficult.

The last ten years have demonstrated local governments' growing commitment to address sustainable development through their Local Agendas 21. Now, renewed dedication to action and the institution of strong partnerships among all spheres of government are required to ensure shared purpose, response and progress.

LOCAL AGENDA 21 REGIONAL RESOURCES

**Arab Urban Development Institute (AUDI),
Saudi Arabia**

Tel: +966-1/481 6585
Fax: +966-1/480 2666
Email: info@araburban.org
Website: <http://www.araburban.org/>

**Centre for Environment and Development for
the Arab Region and Europe (CEDARE),
Egypt**

Tel: +202/4513921
Fax: +202/4513918
Email: email@cedare.org.eg
Website: <http://www.cedare.org.eg/index.htm>

CityNet, Japan

Tel: +81-45/223-2161
Fax: +81-45/223-2162
Email: info@citynet-ap.org
Website: <http://www.citynet-ap.org>

**Council of European Municipalities and
Regions (CEMR), France**

Tel: +33 (0)1/44 50 59 59
Fax: +33 (0)1 44 50 59 60
Email: cemr@ccre.org
Website: <http://www.ccre.org/>

**European Sustainable Cities and Towns
Campaign, Belgium**

Tel: +32 2/230 53 51
Fax: +32 2/230 88 50
Email: campaign.office@skynet.be
Website: <http://www.sustainable-cities.org>

**International Council for Local
Environmental Initiatives (ICLEI)
World Secretariat, Canada**

Tel: +1-416/392-1462
Fax: +1-416/392-1478
Email: iclei@iclei.org
Website: <http://www.iclei.org>

**International Union of Local Authorities
(IULA), Netherlands**

Tel: +31-70/306-6066
Fax: +31-70/350-0496
Email: iula@iula.org
Website: <http://www.iula.org>

**Managing the Environment Locally in Sub
Saharan Africa (MELISSA), South Africa**

Tel: +27-12/349-2994
Fax: +27-12/349-2080
Email: melissa@melissa.org
Website: www.melissa.org

**UN Human Settlements Programme (UN-
Habitat)—Sustainable Cities Programme**

Tel: +254-2/623-225
Fax: +254-2/623-715
Email: scp@unchs.org
Website: <http://www.unchs.org/scp>

**UN-Habitat—Urban Management
Programme (UMP), Kenya**

Tel: +254-2/623-414
Fax: +254-2/623-536
Email: ump@unchs.org
Website: <http://www.unhsp.org/ump/>

**UN Development Programme—
Capacity 21, U.S.A.**

Tel: +1-212/906-5059
Fax: +1-212/906-6973
Website: <http://www.undp.org/capacity21>

**World Health Organization—Healthy Cities
Project, Denmark**

Tel: +45 39/17 12 24
Fax: +45 39/17 18 60
Website: <http://www.who.dk/healthy-cities/>

REFERENCES

ICLEI References

International Council for Local Environmental Initiatives (ICLEI) and International Development Research Centre. 1996. *The Local Agenda 21 Planning Guide*. ICLEI, International Development Research Centre, and UN Environment Programme. Toronto, Canada.

ICLEI. 1997. *Local Agenda 21 Survey*. UN Department for Policy Coordination and Sustainable Development. (Website: <http://www.iclei.org/la21/la21rep.htm>)

ICLEI. 1998. *Barriers to the Implementation of Local Agenda 21*. UN Commission on Sustainable Development, New York. (Website: <http://www.iclei.org/la21/barriers.htm>)

ICLEI. 1999. *Asia-Pacific Local Agenda 21 Resource Guide*. Toronto, Canada. (Website: <http://www.iclei.org/la21/map/intro.htm>)

ICLEI. 2001. *Survey Report on the Implementation of Agenda 21 by Local Governments in Japan*. Tokyo, Japan.

ICLEI. 2002. *Dialogue Paper by Local Authorities – Accelerating Sustainable Development: Local Action Moves the World*. New York: UN Secretariat for the World Summit on Sustainable Development. (Website: http://www.iclei.org/johannesburg2002/final_lgdp.pdf)

Local Authorities Self Assessment of Local Agenda 21. 2001. *Accelerating Local Sustainability*. Freiburg, Germany.

Other References

International Union of Local Authorities – Eastern Europe and Middle East, Capacity 21, United Nations Development Programme. 2001 *Implementing Local Agenda 21 in Turkey*. Istanbul: Turkey

Korean Council for Local Agenda 21. 2001. *Local Agenda 21: Survey of Korea Local Authorities*. Republic of Korea.

Laferty, E (ed). 1999. *Implementing LA21 in Europe*: Oslo, Norway: ProSus.

Local Government Association. 2000. *Local Government Survey*. United Kingdom.

Miranda, L., Hordijk, M. 1998. "Let us Build Cities for Life," *Environment and Urbanization*, v.10, n 2.

World Bank. 2001. *World Development Indicators*. Washington, D.C